

Donning and doffing aprons

REF: 100028, 210415, 21043050, 210435, 210433, 210434 , 100011, 3210446

This is a Category I product according to (EU) Regulation 2016/425. It is a single-use item intended to prevent clothes from being soiled by splashes or fluids. For minimal risks only. The protection against chemicals has not been tested.

Donning

1

Slip the neck loop over the head. If apron with sleeves, put on with one arm at a time.



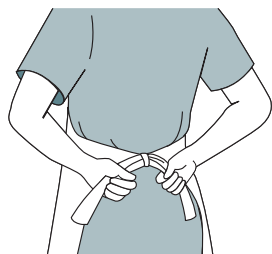
2

Open the folded apron outwards to expose the clean side for use.



3

Tie the belts at the back for comfortable fit.



4

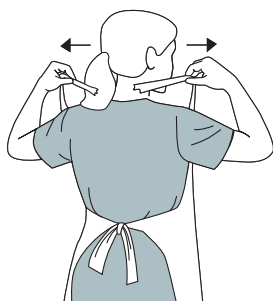
Open fully the apron hem to cover the front of the clothing. Ensure the apron to be intact, do not use a defective product.



Doffing

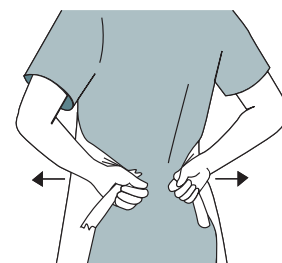
1

Take of the neck strap by snapping or tearing. Apron with sleeves is taken off one arm at a time.



2

Break the waist tightening.



3

Pull the apron forward and roll all the outside surfaces inwards to enclose all the possibly contaminated areas before discarding.

