Donning guide
Medical face mask with earloops

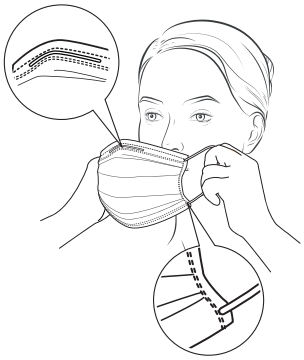

1 Hold the ear loops and place the face mask over your nose and mouth. Where the fix point of the ear-loop and mask is located, should be the outer side of the face mask. The nose clip should be positioned over the nose. Place the ear-loops around the ears and pull the face mask from the top and bottom to fully unfold the pleats.

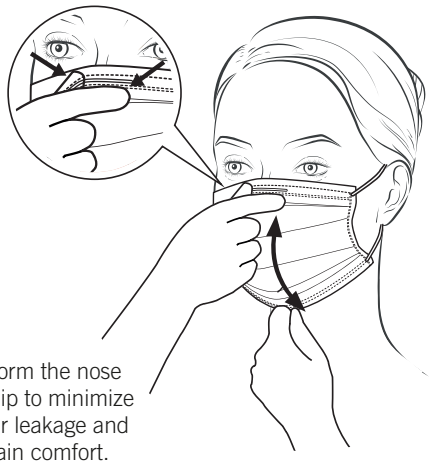

2 Form the nose clip to minimize air leakage and gain comfort.

3 Change face mask when contaminated as well as between operations.

4 Dispose the face mask after use by removing it holding the ear loops.

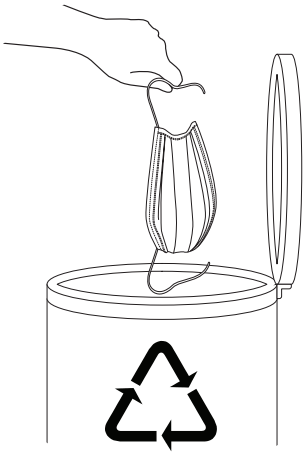

evercare medical
We care more
www.evercare-medical.com